



सशक्त पंचायत सतत् विकास  
Panchayat Development Index

# Background

- **NITI Aayog entrusted with the responsibility of coordinating the SDGs. Different Schemes of the line Ministries / Departments are mapped with National Targets & National Indicators**
- **SDG Index is developed by NA : Rank of the States on Specific Indicators**
- **MoSPI responsible for Development of National Indicator Framework (NIF)**
- **Ministry has adopted 9 thematic approach for Localization of Sustainable Development Goals**
- **Thematic approach to enhance the capacity of Panchayats in achieving the SDGs**
- **MoPR constituted an Expert Committee on PDI to assess the current status on certain local indicators and to monitor the schematic progress through PDI Scores towards achievement of SDGs in rural areas.**
- **Committee suggested mechanism for PDI computation based on local indicators and data points.**

# Background

डा० विजय कुमार बेहेरा, आई.ई.एस.  
आर्थिक सलाहकार  
**Dr. Bijaya Kumar Behera, IAS**  
ECONOMIC ADVISER  
Tel.: 011-23725302  
E-mail: behera.bk@ntc.in



पंचायती राज मंत्रालय  
महानगर  
टॉवर-II, 9th फ्लोर  
जीवन शर्मा भवन  
नई दिल्ली-110001  
**MINISTRY OF PANCHAYATI RAJ**  
GOVERNMENT OF INDIA  
TOWER-II, 9th FLOOR  
JEEVAN BHARTI BUILDING  
New Delhi-110001

D.O. No. N-21011/4/2022-e-Panchayat

Dated: 20<sup>th</sup> September, 2022

*Dear Sir,*

This is with reference to the **2030 Agenda for Sustainable Development** adopted by the United Nations Member States in 2015, providing a shared blueprint for global peace and prosperity. This agenda was centered around **Seventeen (17) Sustainable Development Goals (SDGs)**, covering a wide spectrum of social aspects such as Poverty, Hunger, Health, Education, etc.

2. In order to develop a more focused approach in the form of localizing the concept of SDGs at the grassroots level, Ministry of Panchayati Raj (MoPR) constituted an Expert Committee which developed a **Local Indicator Framework (LIF)**, comprising of **Nine (9) Themes (Annexure - I)**. These nine themes cut across the seventeen SDGs as mentioned in the United Nations 2030 Agenda, with each theme broken down to **Local Targets**, which in turn are measured by **Indicators**. The LIF has more than 150 targets and over 300 indicators. To mobilize support towards the LIF under the ongoing schemes of the Department of Rural Development, MoPR signed Joint Advisories vide D.O. No. M-11015/124/2021-CB dated 31<sup>st</sup> March, 2022 (annexed herewith as **Annexure - II**). The intended objective of these advisories is to enable convergent actions at the State and District level and regular monitoring of progress by High Level Committee constituted at State and District level.

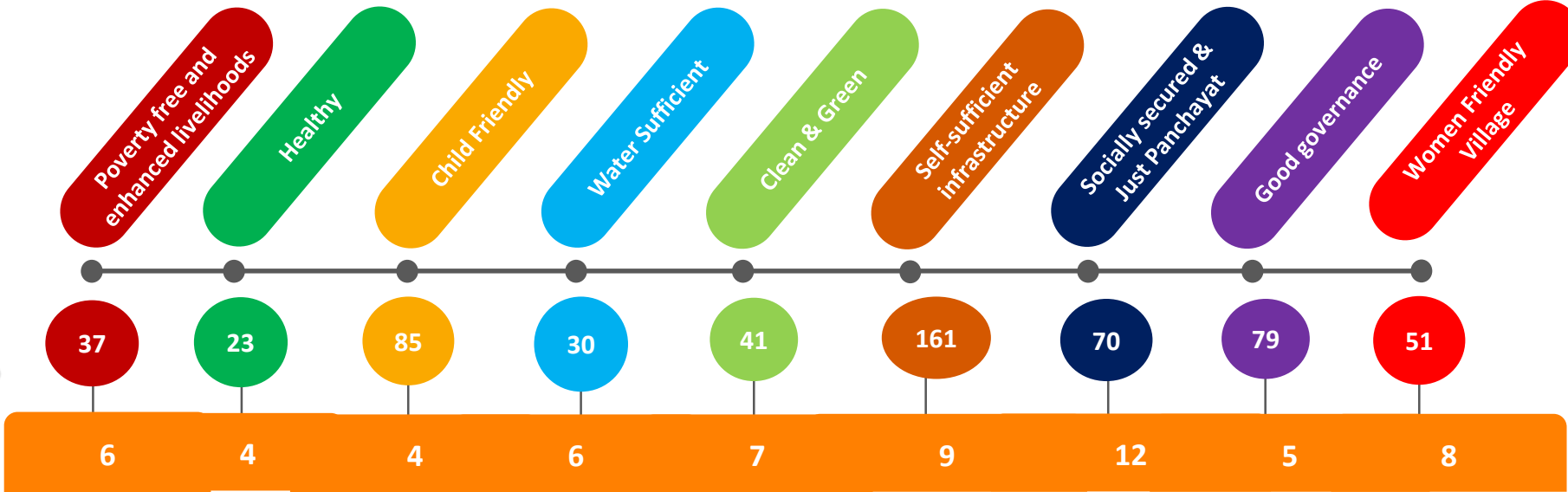
3. To offer all constituents an easily accessible medium to explore progress till the Gram Panchayat level, design and development of **Panchayat Development Index (PDI)** and **Panchayat Dashboard** is imperative. This platform will supplement data-driven decision making and policy formulation methodology, and provide an engaging experience to all the key stakeholders.

4. Now, after a series of meetings and discussions, the Committee on PDI has identified a list of LIFs for consideration regarding construction of indices. A detailed list of indicator wise data points related to your Ministry / Department is attached herewith as **Annexure - III**. I request your Ministry / Department to kindly confirm the following for further analysis that may go into report writing:

- Confirm the LIFs enclosed.
- Availability of MIS / Portal / Dashboard / Database pertaining to these LIFs.
- Designation of data entry official.
- Data Range taken.
- Data Validation mechanism to verify the data.
- Periodicity / frequency of data updation for each local indicators.
- Indicate target value at Gram Panchayat level against each local indicator.
- Priority indicator confirmation.

- Series of Inter- Ministerial Meeting have been organised to finalize the local indicators, data points and granularity of data.
- Valuable feedback and inputs received from Key Ministries / Departments on local indicators and mechanism for sharing data to PDI Basket

# Panchayat Development Index



- Income generation
- Housing
- Health
- Social Protection
- Drinking Water
- Food Security

- Maternal Health,
- Child Health,
- Communicable diseases,
- Non-Communicable disease

- Child survival,
- Child Development,
- Child Protection
- Child Participation

- Drinking water, Water Management
- Sanitation
- Waste Management
- Water Sources
- Agriculture

- Toilets
- Waste Management
- Clean energy
- Sustainable agriculture,
- Sustainable fishing,
- Environment / Eco system
- Sustainable Agriculture

- Institutional, Infrastructure health,
- Infrastructure Animal Husbandry,
- Infrastructure education,
- Community services,
- Basic facilities,
- Infrastructure sports
- Disaster management,
- Infrastructure Child development

- Poor
- Ultra poor
- Basic facilities,
- Health
- Income
- Income ultra poor,
- Social security,
- Social protection,
- Education,
- Crime,
- SC/ST,
- Participation

- Teamwork
- Technology
- Timeline
- Transparency
- Transformation

- Gender sex ratio, Health
- Education
- Income generation,
- Leadership & Empowerment
- Participation
- Crimes
- Social Protection

# LIF-Synopsis

## Indicators & Sub-Indicators

Total = 577

Repeat = 66

Unique Indicators = 496

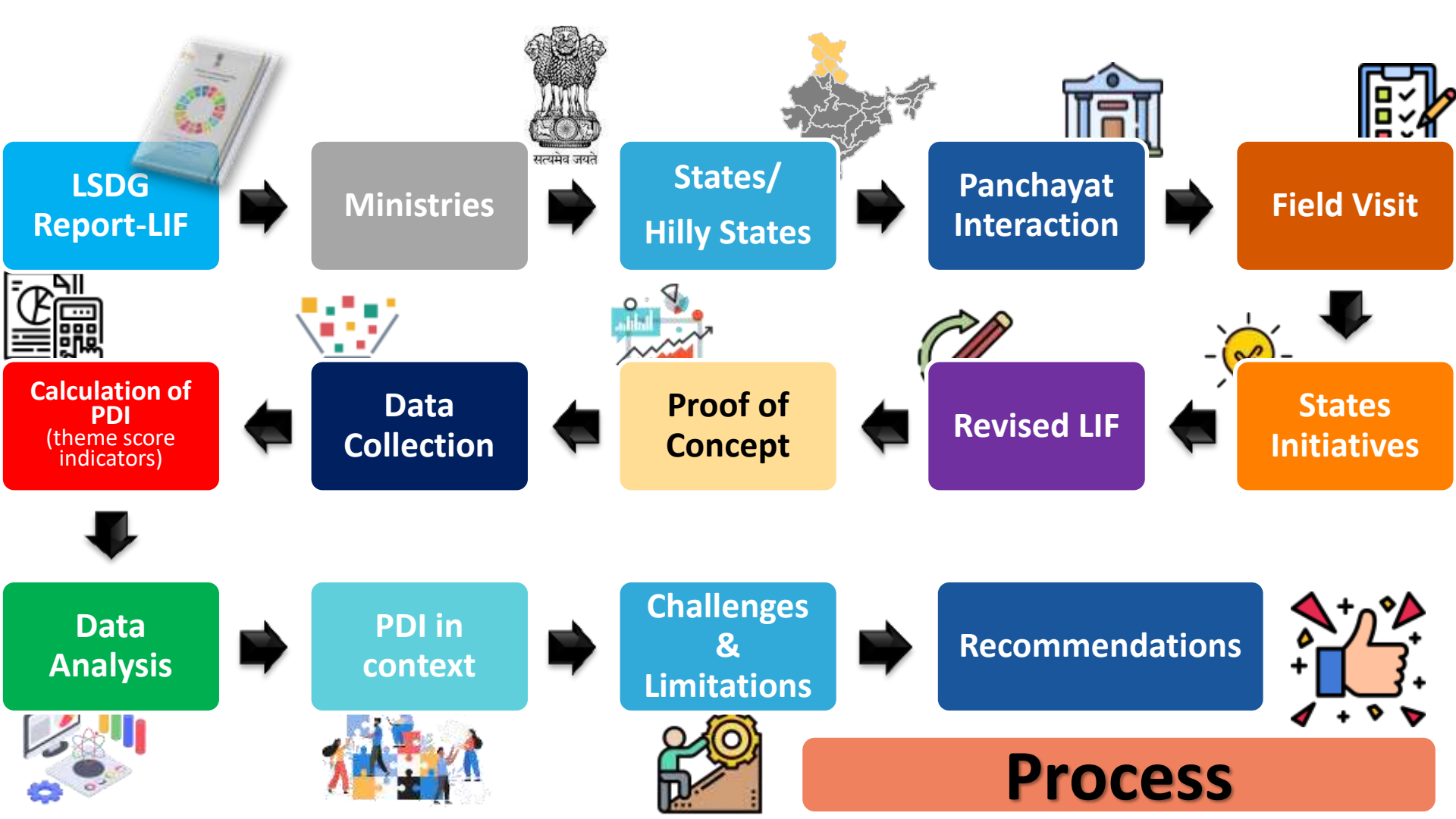


Total Data Points = 588

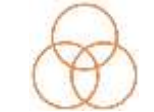
Local targets = 144

## Data Points available at GP Level from Different Ministries

Total = 224



# LIF - Indicators



444 = Common to all







12 = Common for agriculture

2 = Specific to hilly states

3 = Specific to coastal

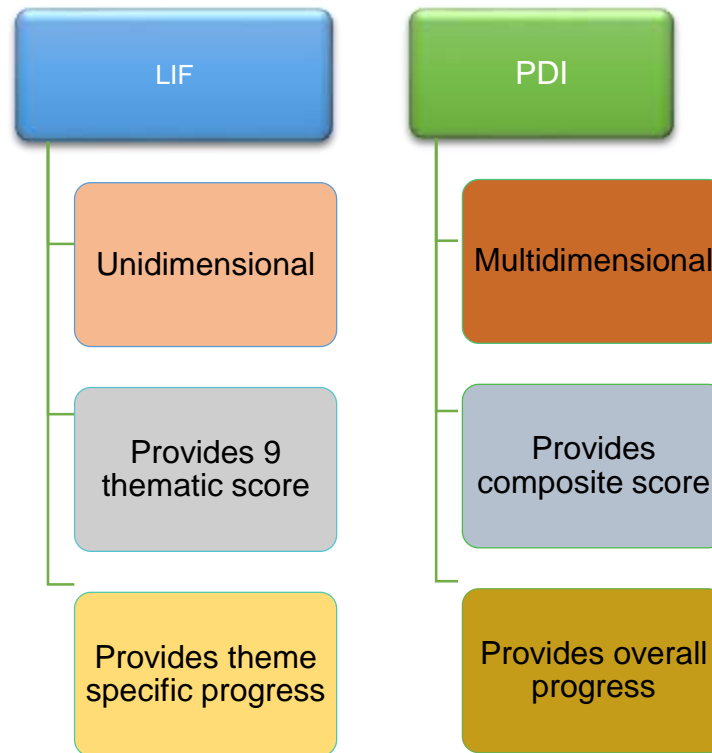
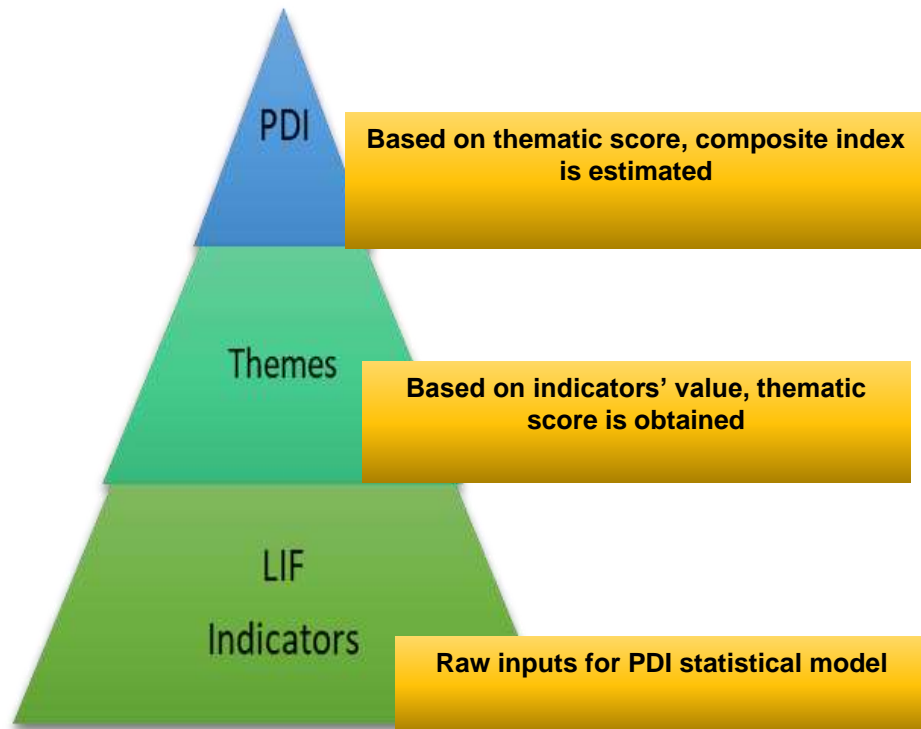
= Common based on infrastructure (with) :

= Common based on infrastructure (without) :

		= Common based on infrastructure (with) :	= Common based on infrastructure (without) :
	<b>Primary Health Centre</b>	19	1
	<b>Primary School</b>	14	0
	<b>Livestock Centre</b>	25	10
	<b>Common Service Centre</b>	14	0
	<b>Common Facility Centre</b>	3	0
	<b>Disaster Shelter</b>	8	0



# PDI – LIF-Theme





# Calculation Stages

## GP Level

Calculation of indicators value of common indicators in the Theme

Weightage of indicators =

Normalization of the raw indicator values

Calculation based on Common Indicators and Specific indicators

Formulation of theme-wise GP's score (Arithmetic mean of the indicator values)

Computation of composite score of GP - PDI (Geometric mean of the Thematic score)

**A+**  
**Achiever**

91-100    95-100

**A**  
**Front Runner**

76-90    80-95

**B**  
**Performer**

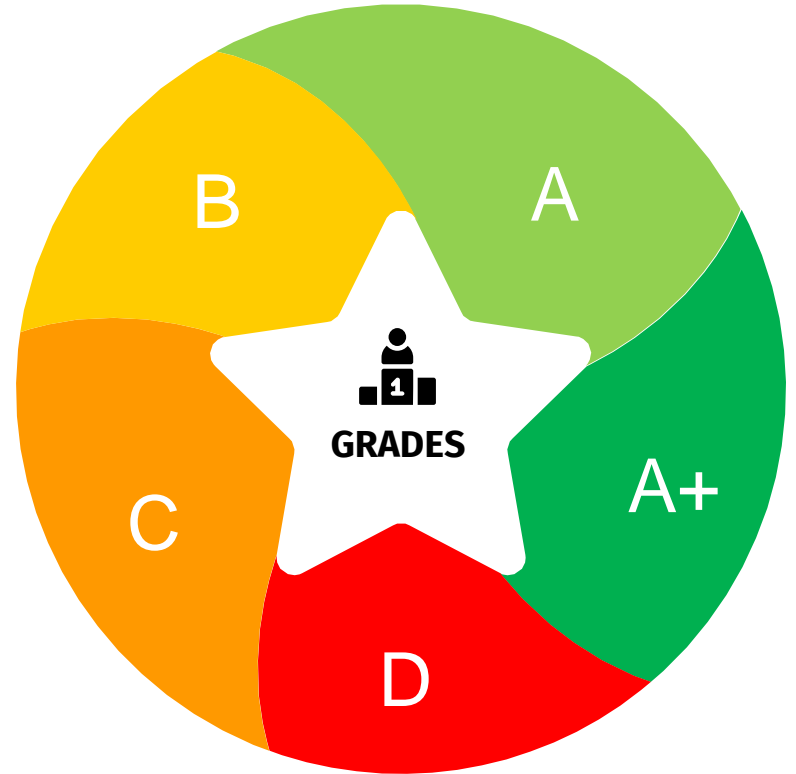
61-75    60-80

**C**  
**Aspirant**

41-60    45-60

**D**  
**Beginners**

Below 40    45




**Data Analysis**

**GP level**

**Block level**

**District level**



**PDI to NPA**




**LIF to GDP**



**Sankalp to Themes**



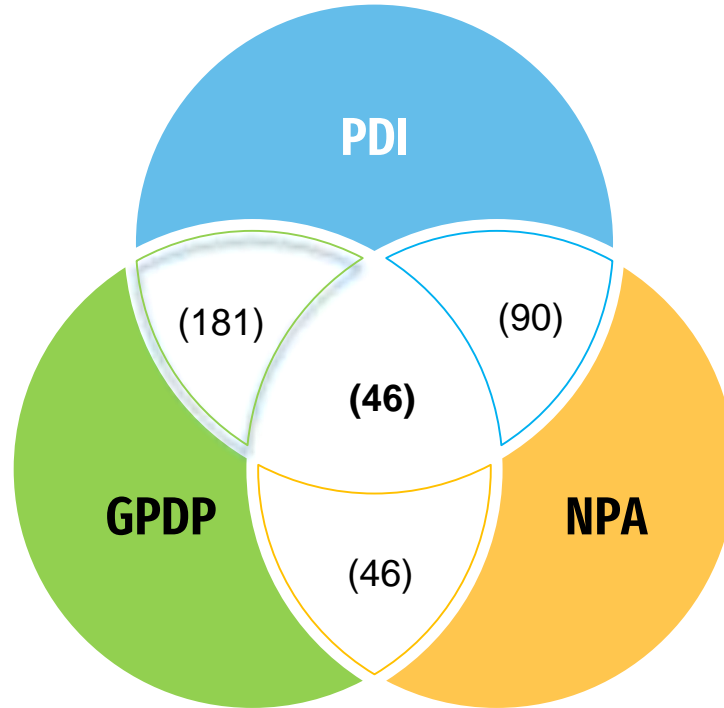
**Funds to themes / PDI**



**Population to PDI**



# Data Analysis Correlation (NPA-PDI-GPDP)



## Aspects of PDI



**1**

## **PDI- a composite score of development status**

- 1. Annually**
- 2. Calculated from the Thematic scores of the Local Indicator framework of the 9 Themes of the LSDGs.**
- 3. Calculation on common indicators (NITI Aayog's SDG India Index for reference)**
- 4. Calculation on Specific commonality- differences in geography and facilities in GPs**
- 5. PDI calculated initially - using maximum and minimum scores**
- 6. PDI calculation from highest Target value - after the National Targets are fixed (Fixing of national targets applicable to all GP uniformly, would not be feasible on most of the indicators. So, we may continue to calculate PDI using max/min scores.)**
- 7. Consultations with GPs, States, Ministries and CSOs, Experts and Institutions. (may not be feasible)**
- 8. District or state-wise Targets - create a new series of PDI, useful for intra-district or intra-state comparison only**

**2**

## **PDI- Baseline**

- 1. First PDI baseline (for the reference year FY 2022-23).**
- 2. Revised baseline - Calculation of PDI from the highest Target**



## Incremental progress and measurement

### 1. Incremental progress

- movement from baseline
- movement towards target.
- scale of achievement, to see which GPs have shown best incremental progress or progress against desired targets. E.g., GPs may achieve 50% of targeted change, 70% of targeted change or 100% of targeted change.

### 2. PDI calculated using group-wise targets

### 3. Maintenance of reached levels must be ensured.

### 4. Fall back - negative marking and scoring

### 5. Bounce back – acknowledged , but calculations needs to be worked on



- 1. Panchayats who outperform – higher incentivization**
- 2. going beyond the minimum number of indicators chosen to be worked on**
- 3. achieved scores**
- 4. achievement of highest change against Targets.**
- 5. Higher end GPs on a comparative scale amongst them**
- 6. Special initiatives in GPs**
- 7. Incentivization at various State & sub state levels**
- 8. Local media recognition, invitation to share experiences in various forums, documentation, use of radio and TV coverage to such GPs, certificates of recognition etc.,**





## Scope of PDI

1. Not to be seen as a one-time annual exercise
2. An evolving and continuous process
3. Leads into GPDP & outcomes
4. LIF provides actionable points.
5. PDI from GP level needs to move to hamlet& household levels.
6. Eg. Kutumba , Samagra
7. Household and Hamlet can feed into the LIF and thus PDI.
8. PDI and LIF - in policy and programme, planning and focus for actions at level of Ministries, States, Districts and Sub-district level.
9. As SDGII is spoken at National & State level, PDI - the game changer at GP level
10. PDI understood in the context of developmental status
11. endowed advantageous and disadvantaged GPs, in the next level of calculation.
12. Eg. A peri-urban GP versus an interior GP
13. Platform for use of emerging technologies like AI ML, Big Data Analytics in policy making using huge amounts of data

## States' Initiatives on LSDG and Development of LIFs

**Committee interacted with 19 participant States on their efforts to develop LIFs for Implementation of LSDG**



*Arunachal Pradesh, Gujarat, J&K, Jharkhand, Karnataka, Kerala, Maharashtra, Manipur, Mizoram, Nagaland, Odisha, Punjab, Rajasthan, Tamil Nadu, Telangana, Tripura, Uttar Pradesh, Uttarakhand and West Bengal*

**6 States have shared their initiatives:**

**J&K, Karnataka, Kerala, Tripura, UP, and WB**

# Expectation from Central Ministries /Departments



## Strategic Convergence Mechanism

*LGD Seeding*

*Data Sharing*

*Dashboard*

*Periodicity of data*

*Data validation*

*Granularity of Data*

PDI BASKET

**To Build Robust Monitoring Mechanism**

**Thank You**